


FINE CONTROLS (UK) LTD



Fine Controls have been supplying process controls & instrumentation equipment since 1994, & now serves an ever expanding customer base, both in the UK & globally.

We offer a full range of valve & instrumentation products & services, with our product range representing leading technologies & brands:

Flow: Flow Meters & Transmitters, Flow Switches, Flow Control Valves & Batch Control Systems

Temperature: Temperature Probes & Thermowells, Temperature Transmitters, Temperature Regulators & Temperature Displays

Level: Level Transmitters & Switches

Pressure: Pressure Gauges & Transmitters, Precision & High Pressure Regulators & I-P Converters, Volume boosters.

Precision Pneumatics: Pressure Regulators, I-P Converters, Volume Boosters, Vacuum Regulators

Valves: Solenoid & Pneumatic Valves, Control Valves & Positioners, Actuated Ball, Globe or Diaphragm Valves & Isolation Valves

Services: Repair, Calibration, Panel Build, System Design & Commissioning

 A **rotork** Brand **FAIRCHILD**



bürkert



SIEMENS



alcon
SOLENOID VALVES

A **rotork** Brand



MIDLAND-ACS
A **rotork** Brand



Honeywell



 **Bourdon**
Baumer Group



SOLDO
CONTROLS

A **rotork** Brand

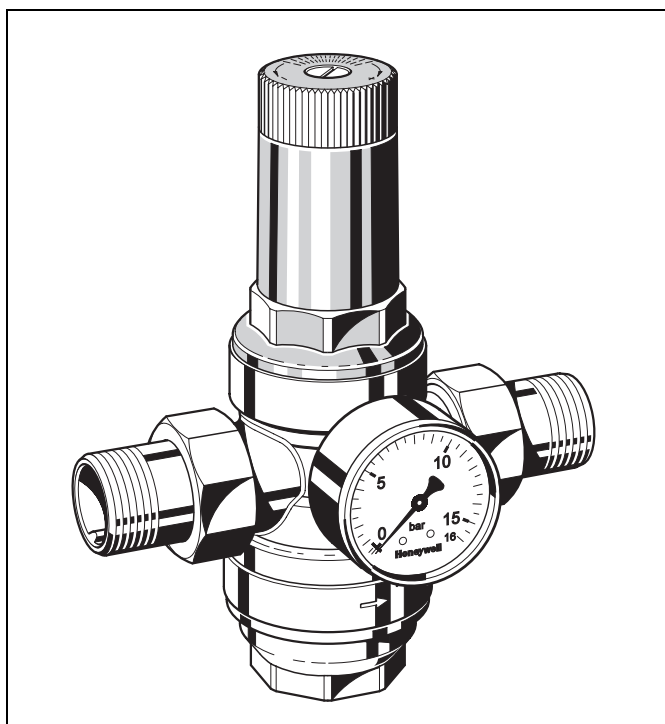


Fine Controls (UK) LTD, Bassendale Road, Croft Business Park,
Bromborough, Wirral, CH62 3QL UK
Tel: 0151 343 9966
Email: sales@finecontrols.com

D06FH

Pressure reducing valve with balanced seat High pressure pattern

Product specification sheet



Construction

The pressure reducing valve comprises:

- Housing with G¹/₄" pressure gauge connections on both sides
- Threaded male connections (options B)
- Valve insert complete with diaphragm and valve seat
- Fine filter with 0.16 mm mesh
- Spring bonnet with adjustment knob
- Filter bowl
- Adjustment spring
- Pressure gauge not included (see accessories)

Materials

- Dezincification resistant brass housing
- Brass threaded connections
- High-quality synthetic material valve insert
- Stainless steel fine filter mesh
- High-quality synthetic material spring bonnet with adjustment knob and setting scale
- Brass filter bowl
- Spring steel adjustment spring
- Fibre-reinforced NBR diaphragm
- NBR seals

Application

Pressure reducing valves of this type protect installations against excessive pressure from the supply. They can be used for household, industrial or commercial applications within the range of their specification.

By installing a pressure reducing valve, pressurisation damage is avoided and water consumption is reduced.

The set pressure is also maintained constant, even when there is wide inlet pressure fluctuation.

Reduction of the operating pressure and maintaining it at a constant level minimizes flow noise in the installation.

Special Features

- The outlet pressure is set by turning the adjustment knob
- The adjustment spring is not in contact with the potable water
- The valve insert is of high quality synthetic material and can be fully exchanged
- Integral fine filter
- Also available without fittings
- Easily retrofittable to convert valve to a reverse-rinsing filter combination
- Can be retrofitted with an inlet non-return valve
- Inlet pressure balancing - fluctuating inlet pressure does not influence outlet pressure
- Light weight

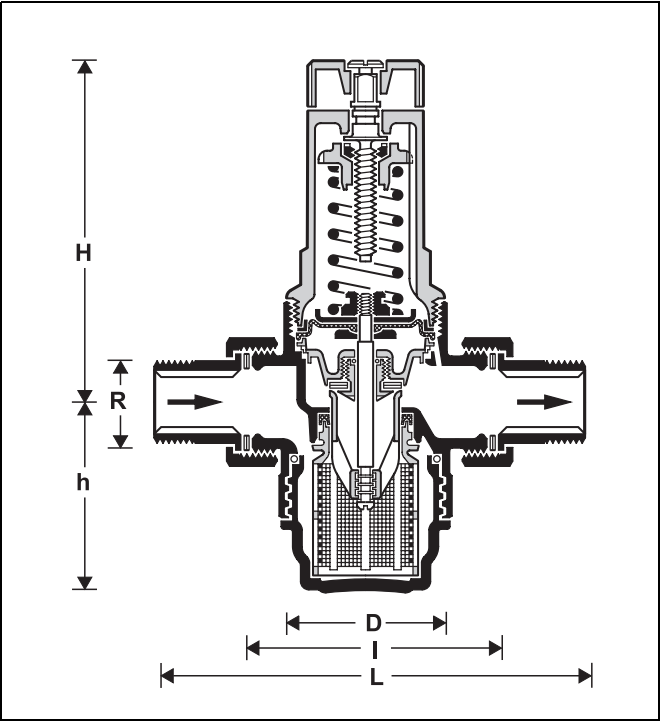
Range of Application

Medium	Water, compressed air* and nitrogen* in consideration of valid standards (e.g. DIN EN 12502)
Inlet pressure	max. 25 bar
Outlet pressure	1.5-12 bar

Technical Data

Operating temperature	max. 70°C
Minimum pressure drop	1 bar
Connection size	1/2" bis 2"

* As part of an installation being approved according to PED requirements, this product must also be certified.



Method of Operation

Spring loaded pressure reducing valves operate by means of a force equalising system. The force of a diaphragm operates against the force of an adjustment spring. If the outlet pressure and therefore diaphragm force fall because water is drawn, the then greater force of the spring causes the valve to open. The outlet pressure then increases until the forces between the diaphragm and the spring are equal again.

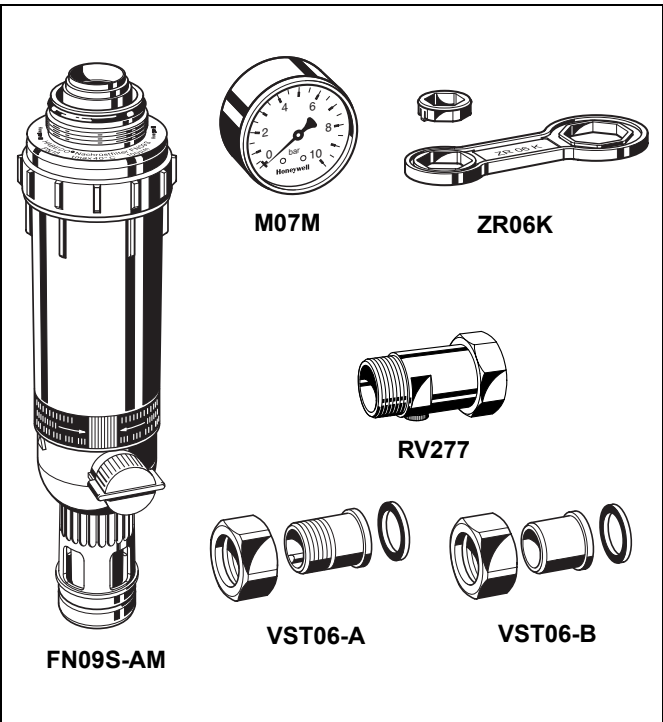
The inlet pressure has no influence in either opening or closing of the valve. Because of this, inlet pressure fluctuation does not influence the outlet pressure, thus providing inlet pressure balancing.

Options

D06FH-... B = With threaded male connection, brass filter bowl - up to 70 °C

Special Versions available on request
Connection size

Connection size	R	1/2"	3/4"	1"	1 1/4"	1 1/2"	2"
Nominal size diameter	DN	15	20	25	32	40	50
Weight	kg	0.8	1.0	2.2	2.4	3.4	5.1
Dimensions	mm						
	L	140	160	180	200	225	255
	I	80	90	100	105	130	140
	H	96	96	140	140	172	172
	h	56	56	77	77	113	113
	D	54	54	72	72	82	82
k _{VS} -value	m ³ /h	2.4	3.1	7.6	9.1	12.6	12.0



Accessories

FN09S-AM HABEDO ® Retrofit filter

Reverse-rinsing filter with red bronze filter cup for retro-conversion of a pressure reducing valves to a filter combination unit

M07M Pressure gauge

Housing diameter 63 mm, rear connection thread G¹/₄". Ranges: 0 - 4, 0 - 10, 0 - 16 or 0 - 25 bar. Please indicate upper value of pressure range when ordering

ZR06K Double ring wrench

For removal of spring bonnet and filter bowl

RV277 Inlet check valve

Available in sizes R¹/₂" - 2"

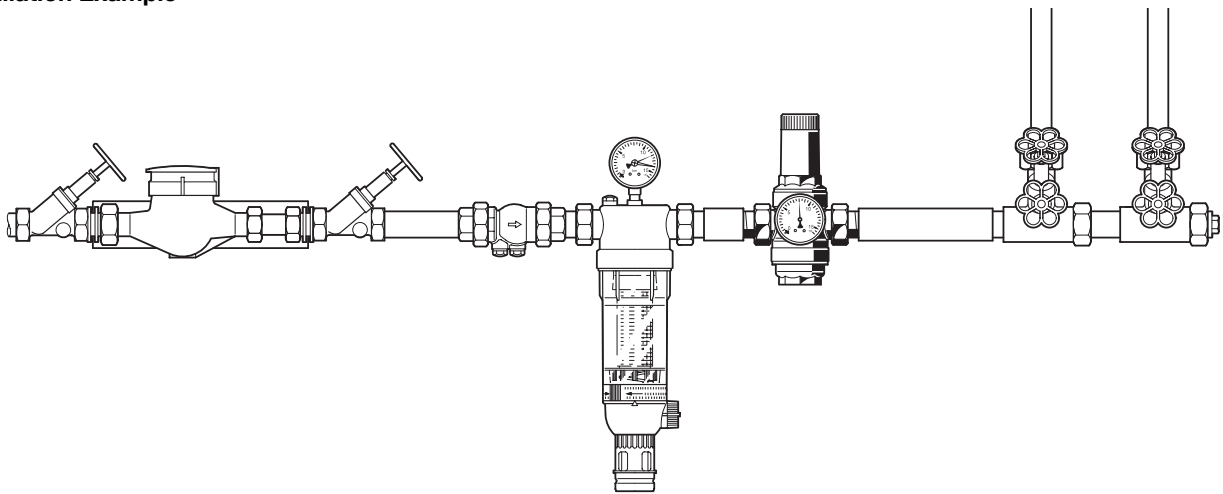
VST06-A Connection set

Threaded connections

VST06-B Connection set

Solder connections

Installation Example



Connection size	R	1/2"	3/4"	1"	1 1/4"	1 1/2"	2"
DN		15	20	25	32	40	50
W*	mm	55	55	60	60	70	70

* Minimum distance from wall to centre line of pipework

Installation Guidelines

- Install in horizontal pipework with filter bowl downwards.
- Install shutoff valves
- The installation location should be protected against frost and be easily accessible
 - Pressure gauge can be read off easily
 - Simplified maintenance and cleaning
- Install downstream of the filter or strainer
 - This position ensures optimum protection for the pressure reducing valve against dirt
- Provide a straight section of pipework of at least five times the nominal valve size after the pressure reducing valve (in accordance with DIN 1988, Part 5)

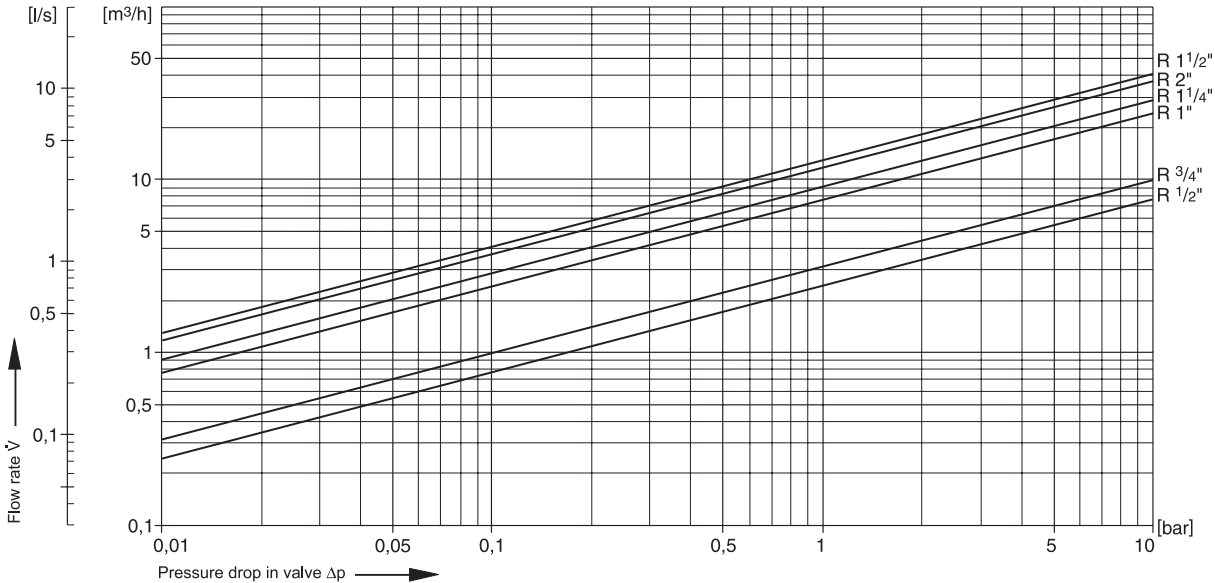
Typical Applications

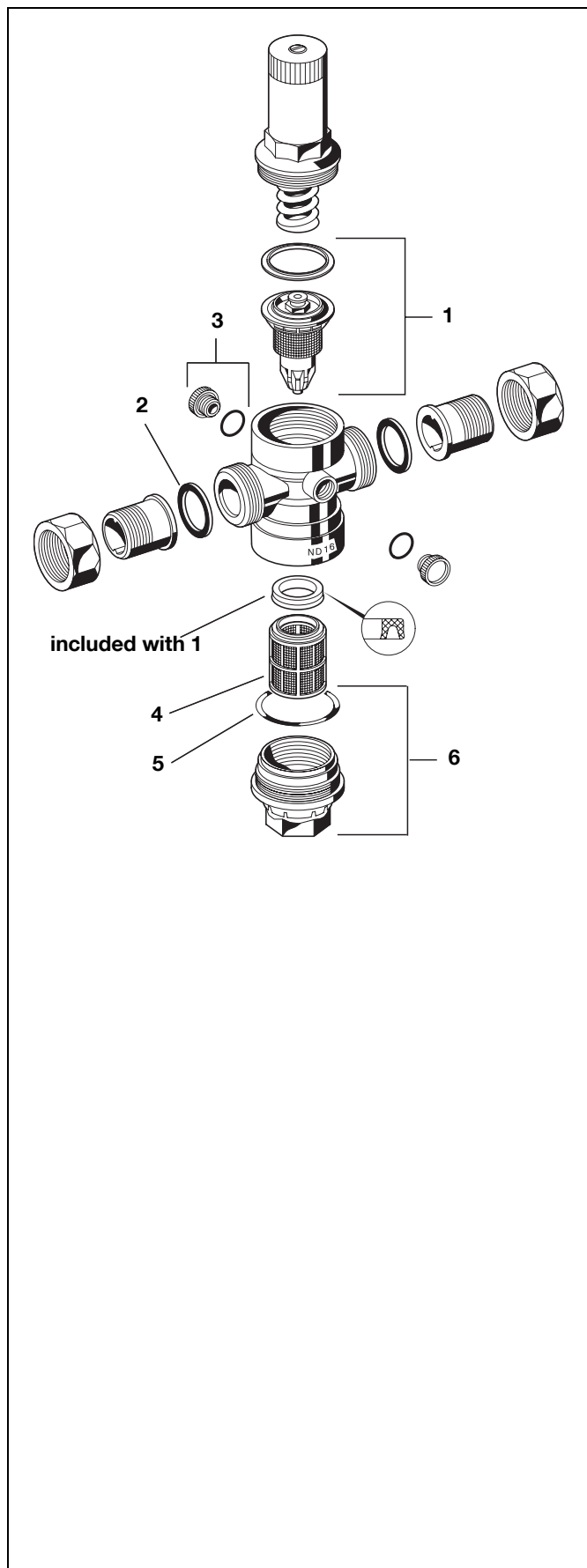
Pressure reducing valves of this type are suitable for household, industrial and commercial applications within the range of their specifications.

Pressure reducing valves should be installed:

- If the static pressure exceeds the maximum permissible value for the system
- If several pressure zones are required when a pressurisation system is used (pressure reducers on each storey of a building)
- If pressure fluctuations in the downstream system must be avoided
- To achieve constant inlet and outlet pressures on pumped pressure boosting systems

Flow Diagram





Spare Parts

Pressure Reducing Valve D06FH, from 1997 onwards

No.	Description	Dimension	Part No.
1	Valve insert complete (without filter)	$\frac{1}{2}" + \frac{3}{4}"$	D06FA-1/2
		$1" + 1\frac{1}{4}"$	D06FA-1A
		$1\frac{1}{2}" + 2"$	D06FA-11/2
2	Union seal washer (10 pcs.)	$\frac{1}{2}"$	0901443
		$\frac{3}{4}"$	0901444
		$1"$	0901445
		$1\frac{1}{4}"$	0901446
		$1\frac{1}{2}"$	0901447
		$2"$	0901448
3	Blanking plug with O-ring R $\frac{1}{4}"$ (5 pcs.)	all	S06K-1/4
4	Replacement filter insert	$\frac{1}{2}" + \frac{3}{4}"$	ES06F-1/2A
		$1" + 1\frac{1}{4}"$	ES06F-1A
		$1\frac{1}{2}" + 2"$	ES06F-11/2A
5	O-ring (10 pcs.)	$\frac{1}{2}" + \frac{3}{4}"$	0901246
		$1" + 1\frac{1}{4}"$	0901247
		$1\frac{1}{2}" + 2"$	0901248
6	Brass filter bowl with O-ring	$\frac{1}{2}" + \frac{3}{4}"$	SM06T-1/2
		$1" + 1\frac{1}{4}"$	SM06T-1A
		$1\frac{1}{2}" + 2"$	SM06T-11/2

Automation and Control Solutions

Honeywell GmbH
 Hardhofweg
 D-74821 Mosbach
 Phone: (49) 6261 810
 Fax: (49) 6261 81309
<http://europe.hbc.honeywell.com>
www.honeywell.com

Manufactured for and on behalf of the
 Environment and Combustion Controls Division of
 Honeywell Technologies Sàrl, Ecublens, Route du
 Bois 37, Switzerland by its Authorised
 Representative Honeywell GmbH

EN0H-1003GE23 R0307
 Subject to change
 © 2007 Honeywell GmbH

Honeywell