

FINE CONTROLS (UK) LTD



Fine Controls have been supplying process controls & instrumentation equipment since 1994, & now serves an ever expanding customer base, both in the UK & globally.

We offer a full range of valve & instrumentation products & services, with our product range representing leading technologies & brands:

Flow: Flow Meters & Transmitters, Flow Switches, Flow Control Valves & Batch Control Systems

Temperature: Temperature Probes & Thermowells, Temperature transmitters, Temperature Regulators & Temperature Displays

Level: Level Transmitters & Switches

Pressure: Pressure Gauges & Transmitters, Precision & High Pressure Regulators & I-P Converters, Volume boosters.

Precision Pneumatics: Pressure Regulators, I-P Converters, Volume Boosters, Vacuum Regulators

Valves: Solenoid & Pneumatic Valves, Control Valves & Positioners, Actuated Ball, Globe or Diaphragm Valves & Isolation Valves

Services: Repair, Calibration, Panel Build, System Design & Commissioning

A rotork® Brand
FAIRCHILD



bürkert



SIEMENS



alcon
SOLENOID VALVES

A rotork® Brand



MIDLAND-ACS
A rotork® Brand



Honeywell



Bourdon
Baumer Group



SOLDO
CONTROLS

A rotork® Brand



Fine Controls (UK) LTD, Bassendale Road, Croft Business Park,
Bromborough, Wirral, CH62 3QL UK
Tel: 0151 343 9966
Email: sales@finecontrols.com

Flow Measurement

SITRANS F C

Flowmeter SITRANS FC410

Overview



The compact flowmeter SITRANS FC410 can be ordered for industrial, hygienic or NAMUR service.

Intended for integration into OEM skids, machines or pre-assembled plant systems, the flowmeter is based on the latest developments within digital signal processing technology - engineered for high measuring performance:

- Fast response to rapid changes in flow
- Fast dosing applications with control in host system
- High immunity against process noise
- High turndown ratio of flowrates
- Suitable for liquid and gas service
- Easy to install, commission and maintain

With all global marine approvals the FC410 is ideal for integration in ship fuel efficiency and environmental measurement systems as well as bunkering solutions.

The FCT010 transmitter delivers true multi-parameter measurements i.e. massflow, density, temperature

FC410 is available with Modbus RTU (RS 485) multi-drop serial communication.

The flowmeter is supplied with SensorFlash, a micro SD card containing all relevant certificates.

The SITRANS FC410 flowmeter system consists of a SITRANS FCS400 sensor and a SITRANS FCT010 transmitter always compact mounted.

Benefits

- It is compact and light, fitting neatly into dense piping arrangements
- Effective separation of measurement from plant vibration
- Reliable measurements due to high signal to noise ratio
- Short overall length; easy drop-in replacement into most existing installations
- Direct connection to host with high-speed Modbus simplifies machine or skid construction and set-up.
- Modbus RS485 RTU allows simple and easy integration with all Modbus masters with fast update rate of process values

Technical specifications

Sizes	DN 15 (½"), DN 25 (1"), DN 50 (2"), DN 80 (3")
Accuracy	± 0.10 %
Repeatability	± 0.05 %
Flow range (water @ 1 bar pressure loss)	DN 15: 3 700 kg/h (8 157 lb/h) DN 25: 11 500 kg/h (25 353 lb/h) DN 50: 52 000 kg/h (114 640 lb/h) DN 80: 136 000 kg/h (300 000 lb/h)
Power supply	24 V DC ± 20 %; 110 mA
Weight	4.6 ... 50 kg
Material	<ul style="list-style-type: none"> • Sensor <ul style="list-style-type: none"> - Measuring tubes 316L stainless steel or Hastelloy C22 - Enclosure 304 stainless steel • Transmitter Aluminum with corrosion-resistant coating
Enclosure rating	IP67
Pressure ratings	<ul style="list-style-type: none"> • Measuring tubes <ul style="list-style-type: none"> - 316L 100 bar (1450 psi) - Hastelloy C22 160 bar (2321 psi) • Sensor enclosure 20 bar (DN15, DN 25) 17 bar (DN 50, DN 80) • Sensor enclosure burst pressure >160 bar (all sizes)
Temperature ratings	<ul style="list-style-type: none"> • Process medium -50 ... +200 °C (-58 ... +392 °F) • Ambient -40 ... +60 °C (-40 ... +140 °F)
Process connections	<ul style="list-style-type: none"> • Flanges EN 1092-1 B1, EN 1092-1 D, ANSI/ASME B16.5, JIS B 2220, DIN 11864-2 • Pipe threads ASME B1.20 (NPT), ISO228-1 G (BSPP), VCO Quick-connect • Hygienic threads DIN 11851, DIN 11864-1A, ISO 2853, SMS 1145 • Hygienic clamps DIN 11864-3A, DIN 32676, ISO 2852
Approvals	<ul style="list-style-type: none"> • Hazardous area ATEX, IECEx, EAC Ex, FM, NEPSI, CSA, INMETRO (installed with flameproof conduit) • Pressure equipment PED, CRN • Hygienic 3A, EHEDG • Marine Germanischer Lloyd/det Norske Veritas, Bureau Veritas, Lloyds of London, American Bureau of Shipping
NAMUR	NAMUR-compliant (e.g. NE 21, NE 41 and NE 132)
Communication	Modbus RS 485 RTU
EMC performance	<ul style="list-style-type: none"> Emission EN 55011/CISPR-11 (Class B) Immunity EN/IEC 61236-1 (Industry)
Mechanical load	18 to 400 Hz random The flow meter will mechanically tolerate 3.17 g RMS in all directions. Flow accuracy cannot be guaranteed under all conditions.

Selection and Ordering data	Article No.	Ord. code	Selection and Ordering data	Article No.	Ord. code
SITRANS FC410 Digital coriolis flowmeter with SITRANS FCS400 Standard flow sensor with hygienic and flange/pipe thread connections and compact mounting with FCT010 transmitter	7ME 4 6 1 1 -		SITRANS FC410 Digital coriolis flowmeter with SITRANS FCS400 Standard flow sensor with hygienic and flange/pipe thread connections and compact mounting with FCT010 transmitter	7ME 4 6 1 1 -	
Click on the Article No. for the online configuration in the PIA Life Cycle Portal.					
Sensor size, connection size			Ex approval		
DN 15, DN 10 (½", 3/8")	3 F		Non-Ex	◆	A
DN 15, DN 15 (½", ½")	◆ 3 G		ATEX II 2GD	◆	C
DN 15, DN 20 (½", ¾")	◆ 3 H		IECEX GDb	◆	F
DN 15, DN 25 (½", 1")	◆ 3 J		FM, Class 1, Div 1	◆	H
DN 25, DN 15 (1", ½")	3 K		CSA, Class 1, Zone 1		M
DN 25, DN 25 (1", 1")	◆ 3 L		NEPSI		N
DN 25, DN 40 (1", 1½")	◆ 3 N		INMETRO		P
DN 50, DN 40 (2", 1½")	◆ 4 B		KCs		Q
DN 50, DN 50 (2", 2")	◆ 4 C		EAC		U
DN 80, DN 65 (3", 2½")	◆ 4 J				
DN 80, DN 80 (3", 3")	◆ 4 K				
DN 80, DN 100 (3", 4")	4 L				
Process connection			Selection and Ordering data		Order code
EN 1092-1 B1, PN 16	◆ A 0		Further designs		
EN 1092-1 B1, PN 40	◆ A 1		Please add "-Z" to Article No. and specify Order code(s).		
EN 1092-1 B1, PN 63	A 2		Cable glands		
EN 1092-1 B1, PN 100	◆ A 3		Metric, no glands	◆	A01
EN 1092-1 B1, PN 160	B 1		Metric, plastic	◆	A02
EN 1092-1 D NUT, PN 40	A 5		Metric, brass/Ni plated		A05
EN 1092-1 D NUT, PN 63	A 6		Metric, stainless steel		A06
EN 1092-1 D NUT, PN 100	A 7		NPT, no glands		A11
EN 1092-1 D NUT, PN 160	A 8		NPT, Plastic		A12
ANSI B16.5-2009, class 150	◆ D 1		NPT, brass/Ni plated		A15
ANSI B16.5-2009, class 300	D 2		NPT, stainless steel		A16
ANSI B16.5-2009, class 600	◆ D 3		Integral M12 socket		A20
ANSI B16.5-2009, class 900	D 4		Software functions and CT approvals		
ISO228-1 G pipe thread	◆ E 1		Standard	◆	B11
ASME B1.20.1 NPT pipe thread	◆ E 3		I/O configuration Ch1		
DIN 11851 hygienic screwed	◆ F 1		Modbus RTU RS 485	◆	E14
DIN 32676 hygienic Tri-Clamp	◆ G 1		I/O configuration Ch2, Ch3 and Ch4		
DIN 11864-1A aseptic screwed	◆ H 1		None	◆	F00
DIN 11864-2A aseptic flanged	◆ H 2		Options for Ex		
DIN 11864-3A clamped	◆ H 3		ATEX + IECEx + EAC Ex		Q0B
ISO 2852 hygienic clamped	◆ J 1		The Article No. for FC410 systems must be filled to this level , including "-Z" options A.., B.., E.. and F..		
ISO 2853 hygienic screwed	◆ J 5		◆ We can offer shorter delivery times for configurations designated with the Quick Ship Symbol ◆. For details see page 9/5 in the appendix.		
SMS 1145 hygienic screwed	K 1				
12-VCO-4 quick connect	K 5				
JIS B2200:2004/10K	L 2				
JIS B2220:2004/20K	L 4				
JIS B2220:2004/40K	L 6				
JIS B2220:2004/63K	L 7				
Wetted parts material					
AISI 316L/W1.4435/W1.4404 (100 barg max.)	◆ 1				
Hastelloy C22 (only for 7ME461)	3				
Calibration/Accuracy class					
0.1 % flow, 5 kg/m³ density	◆ 1				
0.1 % flow, 0.5 kg/m³ density	◆ 4				

Flow Measurement

SITRANS F C

Flowmeter SITRANS FC410

Selection and Ordering data Order code

Add-on options and accessories

Please add **"-Z"** to Article No. and specify Order code(s).

Certificates

Pressure test certificate CRN	C01
Pressure test certificate PED	C02
Material certificate EN 10204-3.1	C05
Welding inspection report	C07
Factory certificate to EN 10204 2.1	◆ C10
Factory certificate to EN 10204 2.2	C11
Cleaned for oil and grease	C50

Cable¹⁾

None	L50
5 m (16.4 ft), standard with M12 plugs fitted	L51
5 m (16.4 ft), standard	L52
10 m (32.8 ft) standard with M12 plugs fitted	L55
10 m (32.8 ft), standard	L56
25 m (82 ft), standard with M12 plugs fitted	L59
25 m (82 ft), standard	L60
50 m (164 ft), standard with M12 plugs fitted	L63
50 m (164 ft), standard	L64
75 m (246 ft), standard with M12 plugs fitted	L67
75 m (246 ft), standard	L68
150 m (492 ft), standard with M12 plugs fitted	L71
150 m (492 ft), standard	L72

Additional data

Please add **"-Z"** to Article No. and specify Order code(s) and plain text.

Tag name

Tag name plate, stainless steel	Y17
---------------------------------	------------

¹⁾ M12 versions of cable have a plug at both ends.

◆ We can offer shorter delivery times for configurations designated with the Quick Ship Symbol ◆. For details see page 9/5 in the appendix.

Operating instructions for SITRANS FC410

Description	Article No.
• English	A5E33120874
• German	A5E33124885

This device is shipped with a Quick Start guide and a CD containing further SITRANS F C literature.

All literature is available to download for free, in a range of languages, at www.siemens.com/processinstrumentation/documentation

Selection and Ordering data	Article No.	Ord. code	Selection and Ordering data	Order code
SITRANS FC410 Digital coriolis flowmeter	7ME 4 6 2 1 -		Further designs	
with SITRANS FCS400 Flow sensor	■ ■ ■ ■ ■ - ■ D ■ 1 ■ ■ ■ ■ ■		Please add "-Z" to Article No. and specify Order code(s).	
Hygienic version with Ra < 0.8 µm, 3A approved, and compact mounting with FCT010 transmitter			Cable glands	
➤ Click on the Article No. for the online configuration in the PIA Life Cycle Portal.			Metric, no glands	◆ A01
			Metric, plastic	◆ A02
			Metric, brass/Ni plated	◆ A05
			Metric, stainless steel	◆ A06
			NPT, no glands	◆ A11
			NPT, plastic	◆ A12
			NPT, brass/Ni plated	◆ A15
			NPT, stainless steel	◆ A16
			Integral M12 socket	◆ A20
Sensor size, connection size			Software functions and CT approvals	
DN 15, DN 10 (½", 3/8")	◆ 3 F		Standard	◆ B11
DN 15, DN 15 (½", ½")	◆ 3 G		I/O configuration Ch1	
DN 15, DN 20 (½", ¾")	◆ 3 H		Modbus RTU RS 485	◆ E14
DN 15, DN 25 (½", 1")	◆ 3 J		I/O configuration Ch2, Ch3 and Ch4	
DN 25, DN 25 (1", 1")	◆ 3 L		None	◆ F00
DN 25, DN 32 (1", 1¼")	◆ 3 M		Options for Ex	
DN 25, DN 40 (1", 1½")	◆ 3 N		ATEX + IECEX + EAC Ex	◆ Q0B
DN 50, DN 40 (2", 1½")	◆ 4 B		The Article No. for FC410 systems must be filled to this level , including "-Z" options A.., B.., E.. and F..	
DN 50, DN 50 (2", 2")	◆ 4 C		◆ We can offer shorter delivery times for configurations designated with the Quick Ship Symbol ◆. For details see page 9/5 in the appendix.	
DN 80, DN 65 (3", 2½")	◆ 4 J			
DN 80, DN 80 (3", 3")	◆ 4 K			
Process connection				
DIN 11851 0.8 µm hygienic screwed	◆ F 1			
DIN 32676 0.8 µm hygienic Tri-Clamp	◆ G 1			
DIN 11864-1 0.8 µm hygienic screwed	◆ H 1			
DIN 11864-2A BF-A 0.8 µm hygienic flanged (metric)	◆ H 2			
DIN 11864-3A BF-A0.8 µm hygienic clamped	◆ H 3			
DIN 11864-2B BF-A0.8 µm hygienic flanged (NPS)	◆ H 4			
ISO 2852 0.8 µm hygienic clamped	◆ J 1			
ISO 2853 0.8 µm hygienic screwed	◆ J 5			
Wetted parts material				
AISI 316L/1.4435 (40 bar max.)	◆ 1			
Calibration/Accuracy class				
0.1 % flow, 5 kg/m³ density	◆ 1			
0.1 % flow, 0.5 kg/m³ density	◆ 4			
Standard fraction calibration	◆ 8			
Ex approval				
Non-Ex	◆	A		
ATEX II 2GD	◆	C		
IECEX GDb	◆	F		
FM, Class 1, Div 1	◆	H		
CSA, Class 1, Zone 1	◆	M		
NEPSI	◆	N		
INMETRO	◆	P		
KCs	◆	Q		
EAC	◆	U		

◆ We can offer shorter delivery times for configurations designated with the Quick Ship Symbol ◆. For details see page 9/5 in the appendix.

Flow Measurement

SITRANS F C

Flowmeter SITRANS FC410

Selection and Ordering data Order code

Add-on options and accessories

Please add **"-Z"** to Article No. and specify Order code(s).

Certificates

Pressure test certificate CRN	C01
Pressure test certificate PED	C02
Material certificate EN 10204-3.1	C05
Welding inspection report	C07
Factory certificate to EN 10204 2.1	◆ C10
Factory certificate to EN 10204 2.2	C11
Cleaned for oil and grease	C50

Cable¹⁾

None	L50
5 m (16.4 ft), standard with M12 plugs fitted	L51
5 m (16.4 ft), standard	L52
10 m (32.8 ft) standard with M12 plugs fitted	L55
10 m (32.8 ft), standard	L56
25 m (82 ft), standard with M12 plugs fitted	L59
25 m (82 ft), standard	L60
50 m (164 ft), standard with M12 plugs fitted	L63
50 m (164 ft), standard	L64
75 m (246 ft), standard with M12 plugs fitted	L67
75 m (246 ft), standard	L68
150 m (492 ft), standard with M12 plugs fitted	L71
150 m (492 ft), standard	L72

Additional data

Please add **"-Z"** to Article No. and specify Order code(s) and plain text.

Tag name

Tag name plate, stainless steel	Y17
---------------------------------	------------

¹⁾ M12 versions of cable have a plug at both ends.

◆ We can offer shorter delivery times for configurations designated with the Quick Ship Symbol ◆. For details see page 9/5 in the appendix.

Operating instructions for SITRANS FC410

Description	Article No.
• English	A5E33120874
• German	A5E33124885

This device is shipped with a Quick Start guide and a CD containing further SITRANS F C literature.

All literature is available to download for free, in a range of languages, at www.siemens.com/processinstrumentation/documentation

Flow Measurement

SITRANS F C

Flowmeter SITRANS FC410












Selection and Ordering data	Order code
Add-on options and accessories	
Please add "-Z" to Article No. and specify Order code(s).	
Certificates	
Pressure test certificate CRN	C01
Pressure test certificate PED	C02
Material certificate EN 10204-3.1	C05
Welding inspection report	C07
Factory certificate to EN 10204 2.1	◆ C10
Factory certificate to EN 10204 2.2	C11
Cleaned for oil and grease	C50
Cable¹⁾	
None	L50
5 m (16.4 ft), standard with M12 plugs fitted	L51
5 m (16.4 ft), standard	L52
10 m (32.8 ft) standard with M12 plugs fitted	L55
10 m (32.8 ft), standard	L56
25 m (82 ft), standard with M12 plugs fitted	L59
25 m (82 ft), standard	L60
50 m (164 ft), standard with M12 plugs fitted	L63
50 m (164 ft), standard	L64
75 m (246 ft), standard with M12 plugs fitted	L67
75 m (246 ft), standard	L68
150 m (492 ft), standard with M12 plugs fitted	L71
150 m (492 ft), standard	L72
Additional data	
Please add "-Z" to Article No. and specify Order code(s) and plain text.	






Selection and Ordering data	Order code
Tag name	
Tag name plate, stainless steel	Y17
1) M12 versions of cable have a plug at both ends.	
◆ We can offer shorter delivery times for configurations designated with the Quick Ship Symbol ◆. For details see page 9/5 in the appendix.	
Operating instructions for SITRANS FC410	
Description	Article No.
• English	A5E33120874
• German	A5E33124885

This device is shipped with a Quick Start guide and a CD containing further SITRANS F C literature.

All literature is available to download for free, in a range of languages, at www.siemens.com/processinstrumentation/documentation

Accessories



Description	Article No.	
CT plug Tampers cover for CT locking. Fits over the M12 plug at both sensor and transmitter ends of the remote system cable (2 pcs.)	A5E31478498	
Bag of glands (metric) in black plastic ¹⁾	A5E03907414	
Bag of glands, (metric) in gray plastic Ex e/i ¹⁾	A5E03907424	
Bag of glands (metric) in AISI 316 SS Ex e/i ¹⁾	A5E03907429	
Bag of glands (metric) in Ni-plated brass Ex e/i ¹⁾	A5E03907430	
Bag of glands (NPT) in black plastic ²⁾	A5E03907435	
Bag of glands (NPT) in gray plastic Ex e/i ²⁾	A5E03907451	
Bag of glands (NPT) in AISI 316 SS Ex e/i ²⁾	A5E03907467	
Bag of glands (NPT) in Ni-plated brass Ex e/i ²⁾	A5E03907473	
Standard cable (non-Ex) with M12 plugs, PO insulation and PUR sleeve, gray, -40 ... +80 °C (-40 ... +176 °F)		
• 5 m (16.4 ft)	A5E03914805	
• 10 m (32.8 ft)	A5E03914850	
• 25 m (82 ft)	A5E03914853	
• 50 m (164 ft)	A5E03914859	
• 75 m (246 ft)	A5E03914861	
• 150 m (492 ft)	A5E03914874	
Standard cable (non-Ex) for termination, PO insulation and PUR sleeve, gray, -40 ... +80 °C (-40 ... +176 °F)		
• 5 m (16.4 ft)	A5E03914833	
• 10 m (32.8 ft)	A5E03914849	
• 25 m (82 ft)	A5E03914854	
• 50 m (164 ft)	A5E03914856	
• 75 m (246 ft)	A5E03914864	
• 150 m (492 ft)	A5E03914873	




Description	Article No.	
Standard cable (Ex) with M12 plugs, PO insulation and PUR sleeve, blue, -40 ... +80 °C (-40 ... +176 °F)		
• 5 m	A5E03914929	
• 10 m	A5E03914962	
• 25 m	A5E03914995	
• 50 m	A5E03915004	
• 75 m	A5E03915074	
• 150 m	A5E03915088	
Standard cable (Ex) for termination, PO insulation and PUR sleeve, blue, -40 ... +80 °C (-40 ... +176 °F)		
• 5 m	A5E03914945	
• 10 m	A5E03914973	
• 25 m	A5E03914984	
• 50 m	A5E03915015	
• 75 m	A5E03915057	
• 150 m	A5E03915100	
Suitcase for comprehensive sales support and training for FC430 It comes in a special suitcase with a fan implemented that allows the flowmeter to demonstrate airflow.	A5E31467598	
Suitcase for comprehensive sales support and training for FC410. It comes in a special suitcase with an S7-1200 PLC and HMI touch-screen display. The operating code is open-source and can be copied to customers to assist with system integration.	A5E33219071	
Service toolkit for field maintenance of transmitter and sensor components. Contains all hand tools necessary for maintenance. Other tools may be required for installation.	A5E03722877	

Flow Measurement













SITRANS F C






Flowmeter - Accessories/Spare parts

Description	Article No.	
Heating Jacket, indoor use, 0 ... 200 °C (32 ... 392 °F) max. temperature. Complete with 5 m (16.4 ft) high temperature cable fitted. Dedicated plug connection to included controller <ul style="list-style-type: none"> • 230 V AC <ul style="list-style-type: none"> - DN 15 electric A5E33035287 - DN 25 electric A5E33035324 - DN 50 electric A5E33035325 - DN 80 electric A5E33035336 • 115 V AC <ul style="list-style-type: none"> - DN 15 electric A5E32877520 - DN 25 electric A5E32877556 - DN 50 electric A5E32877557 - DN 80 electric A5E32877561 		
Heating jacket controller, IP65. Digital display for 0 ... 200 °C (32 ... 392 °F) control setpoint <ul style="list-style-type: none"> • 230 V AC A5E03839193 • 115 V AC A5E03839194 		
1) 2 pcs M20; 1 pce M25 with single and dual cable inserts 2) 2 pcs 1/2" NPT; 1 pce 1/2" NPT with single and dual cable inserts		





Description	Dimension	Article No.
Mating parts for hygienic fittings DIN 11851 Includes: <ul style="list-style-type: none"> • 2 unions • 2 mating parts (for welding in) • 2 EPDM gaskets 		
	DN 10	FDK:085U1016
	DN 15	FDK:085U1017
	DN 25	FDK:085U1019
	DN 32	FDK:085U1020
	DN 40	FDK:085U1021
	DN 50	FDK:085U1022
	DN 65	FDK:085U1023
Mating parts for hygienic clamp ISO 2852 Includes: <ul style="list-style-type: none"> • 2 clamps • 2 mating parts • 2 EPDM gaskets 		
	25 mm	FDK:085U1029
	40 mm	FDK:085U1031
	50 mm	FDK:085U1032
2 EPDM gaskets with collar for mounting set DIN 11851		
	DN 10	FDK:085U1006
	DN 15	FDK:085U1007
	DN 25	FDK:085U1009
	DN 32	FDK:085U1010
	DN 40	FDK:085U1011
	DN 50	FDK:085U1012
	DN 65	FDK:085U1013

Spare parts - transmitter FCT030

Description	Article No.	
Display and keypad assembly with firewire connection to the transmitter module ¹⁾	A5E03548971	
Sensor interface (Compact). Front end flow calculator and process detection. SIL 3 approved ¹⁾	A5E03549142	
Sensor interface (Remote); barrier unit for high speed digital communication and Ex ib power supply to remote front end DSL module	A5E03549098	
Display lid in painted aluminum with Ex glass plate and silicone o-ring seal	A5E03549344	
Display lid in painted aluminum with FCM approved PETG polymer window (Food Contact Material) and silicone o-ring seal	A5E38510378	
Transmitter cassette (active) with SIL approved 4 ... 20 mA output and HART 7.2 ¹⁾	A5E03549357	
Transmitter cassette (passive) with SIL approved 4 ... 20 mA output and HART 7.2 ¹⁾	A5E03549383	
Bag of loose spare parts; including cable strain relief components, mounting tool, seals and gasket, assorted screws and washers, hex cap nut, blind plugs, and o-rings	A5E03549396	
Power supply 240 V AC, 47 ... 63 Hz 24 ... 90 V DC	A5E03549413	
Blind lid in painted aluminum with silicone o-ring seal	A5E03549429	
I/O assembly Advise Order code F00 to F97 from Selection and Ordering data ²⁾	A5E03939114	
SensorFlash (micro SD card)	A5E03915258	

Description	Article No.	
Mounting bracket - FCT030; in painted aluminum for pipe or wall mounting of transmitter FCT030 remote version. Including lock ring, pressure pads and seal cap	A5E03906091	
M12 option for sensor housing in stainless steel. Pre-wired and potted to replace M12 socket in DSL housing	A5E03906095	
M12 option - remote - in painted aluminum. Pre-wired and potted replacement M12 connection for FCT030 transmitter remote version	A5E03906104	
Remote terminal house - M20	A5E03906112	
Remote terminal house - NPT - in painted aluminum for sensor cable termination at FCT030 transmitter remote version. Pre-wired and potted	A5E03906130	

Spare parts - sensor FCS400

Description	Article No.	
Blind lid in painted aluminum with o-ring seal	A5E03549295	
Frontend cassette Spare part frontend cassette for remote version of FC430 and cassette for FC410 ¹⁾	A5E03549191	
Sensor housing metric	A5E03549313	
Sensor housing NPT in painted aluminum	A5E03906080	
Bag of loose parts for sensor; including cable strain relief components, washer, seals, o-rings, and assorted screws	A5E03549324	

¹⁾ The system firmware bundle must be stated in the "Remark" field when ordering, to ensure compatibility of the system. The FW revision is found on the product label for FC430 and FC410. Further for FC430 the firmware bundle can be found in the local display in the menu items 3.1.10. e.g. "2.02.01-02"

²⁾ The I/O configuration must be stated in the "Remark" field. The I/O configuration is found in the F option of the ordering code. e.g. code "F40" for ordering Ch2 Active Current/Freq/Pulse, Ch3 Active Current/Freq/Pulse, Ch4 Active Input